






ELA Update, 2015/2016

ELA Update, 2015/2016

- **Growth Data**
- **Progress on Differentiating and Personalizing Learning**
- **Intervention Services**
- **Professional Development**
- **Summer Reading Launch**

2015 English Language Arts Growth

	0 10 20 30 40 50 60 70 80 90 100	2014 SGP	2015 SGP	SGP Change	6 Year Goal	Met Safe Harbor?	N	PPI Points	Rating
All students		50.0	67.0	17.0	51.0	Yes	1543	100	Above Target
High needs		42.0	64.0	22.0	51.0	Yes	320	100	Above Target
Econ. Disadvantaged		-	-	-	51.0	-	89	-	-
ELL and Former ELL		-	-	-	51.0	-	13	-	-
Students w/disabilities		40.5	62.0	21.5	51.0	Yes	249	100	Above Target
Amer. Ind. or Alaska Nat.		-	-	-	51.0	-	1	-	-
Asian		67.0	73.0	6.0	51.0	Yes	89	100	Above Target
Afr. Amer./Black		45.0	61.0	16.0	51.0	Yes	41	100	Above Target
Hispanic/Latino		69.0	72.0	3.0	51.0	No	38	100	Above Target
Multi-race, Non-Hisp./Lat.		45.0	69.0	24.0	51.0	Yes	75	100	Above Target
Nat. Haw. or Pacif. Isl.		-	-	-	51.0	-	2	-	-
White		50.0	67.0	17.0	51.0	Yes	1297	100	Above Target

ELA Transitional Student Growth Percentile, 2014 and 2015

	2014	2015
3rd	92.1	93.5
4th	93.5	94.7
5th	94.7	97.0
6th	95.0	95.1
7th	96.3	97.0
8th	96.9	99.0

ELA Transitional Composite Performance Index By Grade, 2014 and 2015

Overall Performance	Lo %ile < 21		LoAvg %ile 21-40		Avg %ile 41-60		HiAvg %ile 61-80		Hi %ile > 80		Mean RIT (+/- Smp Err)	Std Dev
	count	%	count	%	count	%	count	%	count	%		
Reading	10	3%	20	6%	31	10%	95	30%	160	51%	222-222-223	11

Sudbury Fall 2014, 6th

Overall Performance	Lo %ile < 21		LoAvg %ile 21-40		Avg %ile 41-60		HiAvg %ile 61-80		Hi %ile > 80		Mean RIT (+/- Smp Err)	Std Dev
	count	%	count	%	count	%	count	%	count	%		
Reading	13	4%	13	4%	42	13%	103	31%	165	49%	225-226-227	12.8

Sudbury Fall 2015, 7th

6	211.0
7	214.4

Fall 2014 6th/ Fall 2015 7th: MAP NWEA Reading

National Mean RIT

Progress on Differentiation

- Tailored Learning and Personalized Learning
- Adjust the task or adjust the text or adjust both
- Examples from 5th grade narrative and nonfiction units

Artemis Fowl (Colfer), *A Stranger Came Ashore* (Hunter), *Wish Giver* (Brittain);
summary, mapping of plot-line, literary devices unit

Science World and *Super Science*

-

Intervention Services

- K-2 Leveled Literacy Intervention
- Literacy6

What about 3-5?

Supporting differentiation with coaching and co-planning
in order to foster inclusion

Number of Students In Reading Intervention

K-2	Number Entering In Fall and Winter Benchmarking Period	Number Currently In Intervention After Spring Benchmarking Period	Heinemann Study Of Months In LLI
K	68	45	4 Months
1	45	34	8 Months
2	37	24	8 Months

Literacy6	8 (4)	15
-----------	-------	----

Professional Development

- Writing Units of Study 1-2 (Calkins/Heinemann)
- Narrative and Argument
- [Narrative Powerpoint \(Literacy Specialists\)](#)

Summer Reading Launch

- Connecting With MA Library System themes: “Fitness” and “Sports”
- Summer Reading Launch Celebration: June 16th
- Grade Level Guidelines For Summer Reading:
K-1: Read and listen to books in a variety of genres
2-5: Four to six books in more than one genre
- More Info on Summer Reading: logs, guidelines, book lists and resources
Sudbury Public Schools ➡ Academics ➡ Curriculum ➡ ELA (Home/School)

[Summer Reading](#)